



# OXITEST

## Oxidation Stability Reactor

---

Oxidative Stability Studies Directly on the Whole Sample  
According to Official Method



# OXITEST Oxidation Stability Reactor

The OXITEST is designed for R&D and Quality Control laboratories interested in investigating the behaviour of fat oxidation stability. The OXITEST speeds up the oxidation process because of the two accelerating factors: temperature and pressure. The instrument measures the absolute pressure change of oxygen inside the two titanium heating chambers at constant temperature, thus monitoring the oxygen uptake by reactive components in the sample and automatically generating an IP value for further analysis via software.

## REPRESENTATIVE RESULTS

The OXITEST ensures representative results by determining the oxidation stability of the whole sample without extensive sample preparation: be it solid, liquid, or doughy.

## PREMIUM RESISTANCE

The oxidation chambers, sample holders and covers are made of titanium, a premium material guaranteeing:

- High resistance and excellent chemical compatibility;
- Cost savings by eliminating required consumables.

## EASE OF USE

The OXITEST is entirely controlled via PC by the powerful OXISoft™ Software.

- All information at a glance;
- Multilingual support;
- Preloaded methods for data analysis.

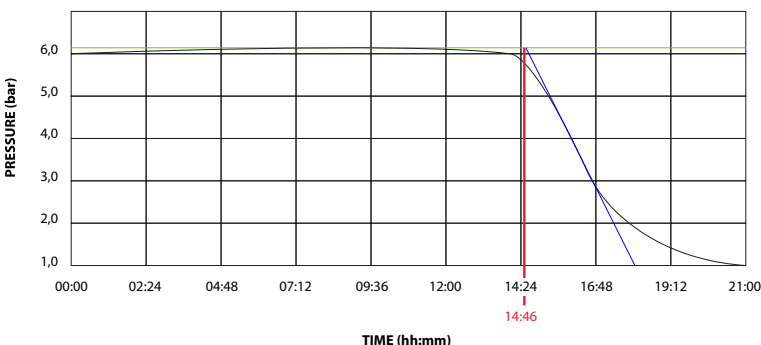
## PRODUCTIVITY

The OXITEST has 2 independent chambers and further expansion by connecting up to 4 systems to the same PC allowing the simultaneous analysis of up to 8 samples.



## AOCS Standard Procedure Cd 12c-16

Accelerated Oxidation Test for the Determination of the Oxidation Stability of Foods, Oils and Fats using the Oxitest Oxidation Test Reactor



## INDUCTION PERIOD - IP

### Results

Induction Period (IP)	14h 46 min (Graphical method)
Test duration	21h 00 min
Curve 1	$Y = -0,003X + 6,18$
Curve 2	$Y = -1,575X + 29,43$

The test allows the sample oxidation curve to be obtained, characterized by an **Induction Period (IP)**. The Induction Period is the time required to reach the starting point of oxidation, corresponding to either a level of detectable rancidity or a sudden change in the rate of oxidation. **The longer the Induction Period, the higher the stability against oxidation over time.** The operator can create **test reports** for a single test or compare different analyses for a better interpretation of the data.

# OXISoft™ Software

The OXISoft™ is available in different languages and comes with a pre-installed library of methods related to a wide range of sample types. The operator can use and modify them, or create personalized methods. In order to obtain a visible oxidation flex, the sample tested should contain 2-4% of unsaturated fatty acids. When product degradation is mainly due to the loss of the aromatic components and the oxidation flex is not visible, information on the product oxidation can be achieved by interpreting the slope of the oxidation curve. Many parameters can be investigated, including:



## 1 REPEATABILITY TEST

A series of tests run on the same sample or standard to verify its IP, to calculate accuracy and repeatability of the data.

## 2 FRESHNESS TEST

To verify the quality of different lots, for example of the same raw material, by comparing them. This can be valuable to confirm, for example, whether the product freshness is related to the cost of raw materials.

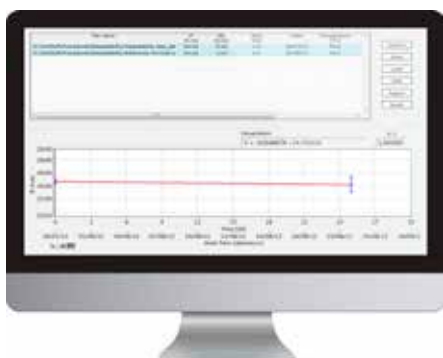


## 3 FORMULAS COMPARISON

Which ingredients are required to create the most stable formula of a finished product, under the same conditions. By comparing the results, OXISoft™ will be able to automatically distinguish the best formula, easily recognizable by the higher IP, for R&D applications on food products.

## 4 PACKAGING COMPARISON

Particularly useful for testing which packaging maintains the product in the freshest condition.



## 5 IP DURING AGEING

This procedure allows to obtain a prediction of the oxidation stability during a shelf life study by measuring the product at defined time intervals.

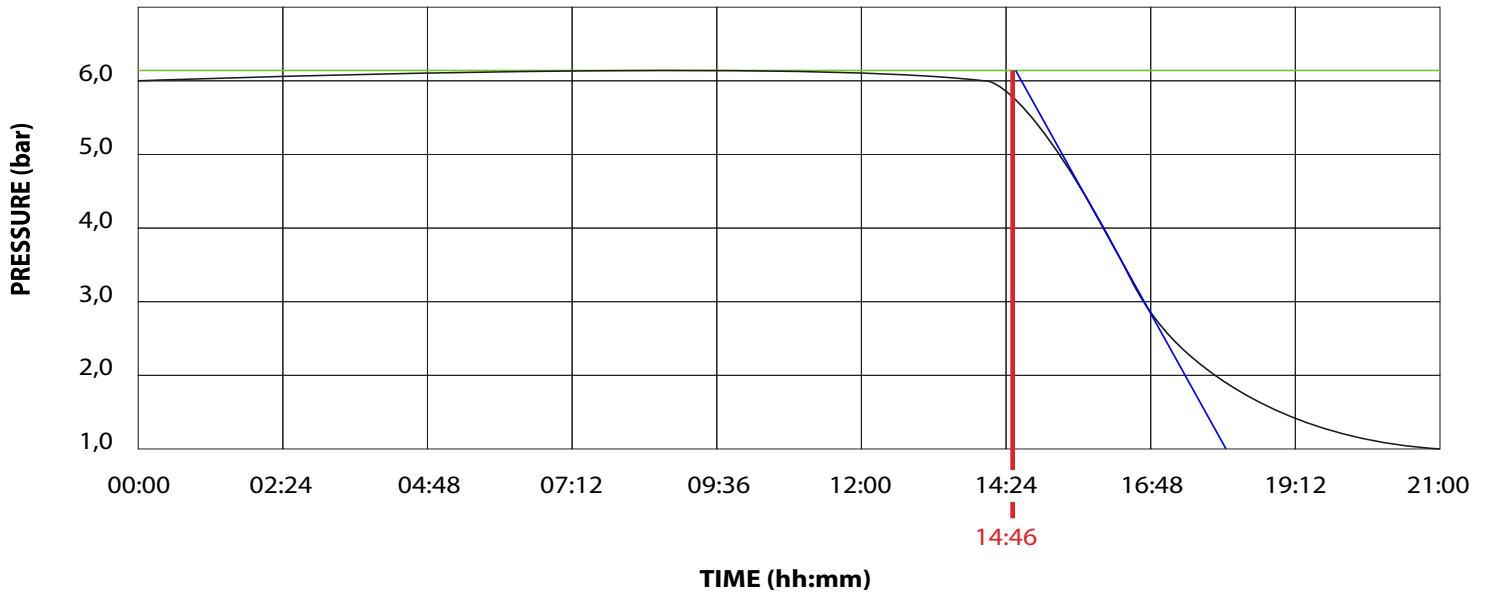
## 6 ESTIMATED SHELF LIFE TEST

It is possible to have a prediction of oxidation stability for shelf life studies. By following a dedicated procedure and testing the same product at different temperatures, in the case of a linear equation, the operator can extrapolate and estimate the oxidation stability of the sample even at room temperature.

**RESISTANT TITANIUM PARTS**



**OXISoft™ POWERFUL AND INTUITIVE SOFTWARE**

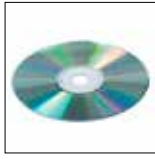


**ANALYSIS ON THE WHOLE SAMPLE**

## INSTRUMENT - CODE

<b>OXITEST</b>	230 V / 50-60 Hz	<b>F30900248</b>
<b>OXITEST</b>	115 V / 60 Hz	<b>F30910248</b>

## SUPPLIED WITH



**10002948**  
OXITEST OXISoft™  
Software



**10003134**  
USB cable




**10001985\***  
Sample holder



**10001984\***  
Spacer



**A00000236**  
High temperature  
sealing greaser



**10002033**  
O-ring 3475  
viton

\* OXITEST is supplied with 6 sample holders and 4 spacers.

## OPTIONAL ACCESSORIES

OXITEST IQ/OQ Manual	<b>A00000242</b>
Calibration temperature kit for Oxitest	<b>A00000360</b>
Calibration temperature kit for Oxitest without thermometer and probe	<b>A00000376</b>
High temperature sealing grease	<b>A00000236</b>



## FIELDS OF APPLICATION

OXITEST works directly on the whole sample without the need for preliminary fat separation, ensuring representative results on solid, semi-solid and liquid samples, raw and finished products

FOOD, FEED AND BEVERAGE INDUSTRY



COSMETIC INDUSTRY



PHARMACEUTICAL INDUSTRY



# TECHNICAL DATA

	OXTITEST
NUMBER OF OXIDATION CHAMBERS	2
CAPACITY OF SINGLE CHAMBER	up to 100 ml
MAX DEVIATION FROM THE SET TEMPERATURE	≤ 0,5 °C
REPRODUCIBILITY OF SET TEMPERATURE	≤ ± 0,2 °C
INTERFACE	USB
POWER	900 W
POWER SUPPLY	115 V / 60 Hz - 230 V / 50-60 Hz
WEIGHT	16.5 Kg 36.3 lb
DIMENSION (WxHxD)	365x190x485 mm 14.6x7.6x19.4 in
OVERPRESSURE	safety valve
OUT-RANGE TEMPERATURE	visual alarm
DAMAGED PROBE	visual alarm
TEMPERATURE RANGE	from room temp. to 120 °C
PRESSURE RANGE	0 - 8 bar



## SERVICE & SUPPORT

VELP Scientifica products are designed by our engineers to resist years of laboratory use.

Our products are manufactured with premium materials to guarantee the best performance with maximum safety.

According to our experience, a proper and regular maintenance is necessary to ensure the highest performance of analytical instrument. VELP Service Department and VELP Official Partners are always ready to offer you maintenance and service support tailored to your needs.

### GET THE SUPPORT YOU NEED CHOOSING THE OPTIONS:

- Installation
- Preventive Maintenance
- Help-desk and Remote support
- Technical Assistance
- Analytical Support
- Calibration Certification



We reserve the right to make technical alterations  
We do not assume liability for errors in printing, typing or transmission

VELP Official Partner

### DESIGNED AND MANUFACTURED IN ITALY



**ITALY – HQ**  
Via Stazione 16  
20865 Usmate (MB) Italy  
Tel. +39 039 628811  
velpitalia@velp.com

**INDIA**  
velpindia@velp.com

**USA**  
155 Keyland Court, Bohemia  
NY 11716 - U.S.  
Tel. +1 631 573 6002  
velpusa@velp.com

**CHINA**  
Xinlong Rd Building 28, Lane 1333  
Shanghai city - China  
Tel. +86 18616509163  
velpchina@velp.com